

plymouthdance



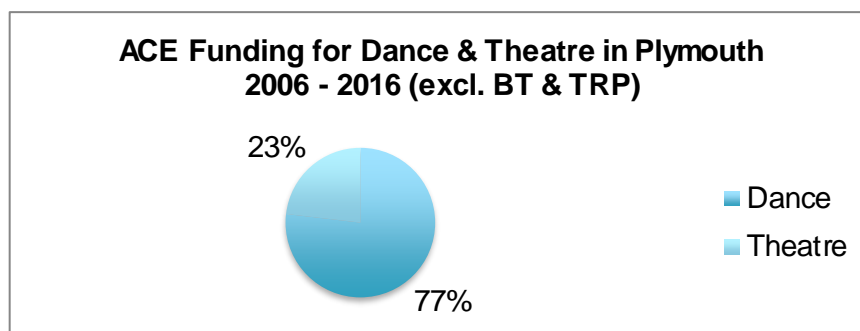
**Arts Council England  
10 years of funding of Dance & Theatre in Plymouth  
2006 – 2016**

**(excluding Barbican Theatre Plymouth and Theatre Royal Plymouth)**

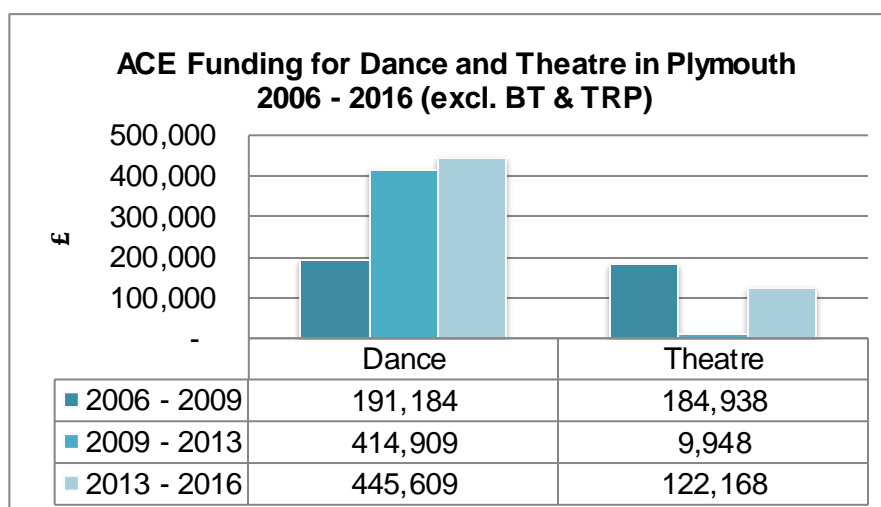
**Report written by June Gamble  
Coordinating Producer  
Plymouth Dance**

**based on figures provided by Arts Council England  
July 2016**

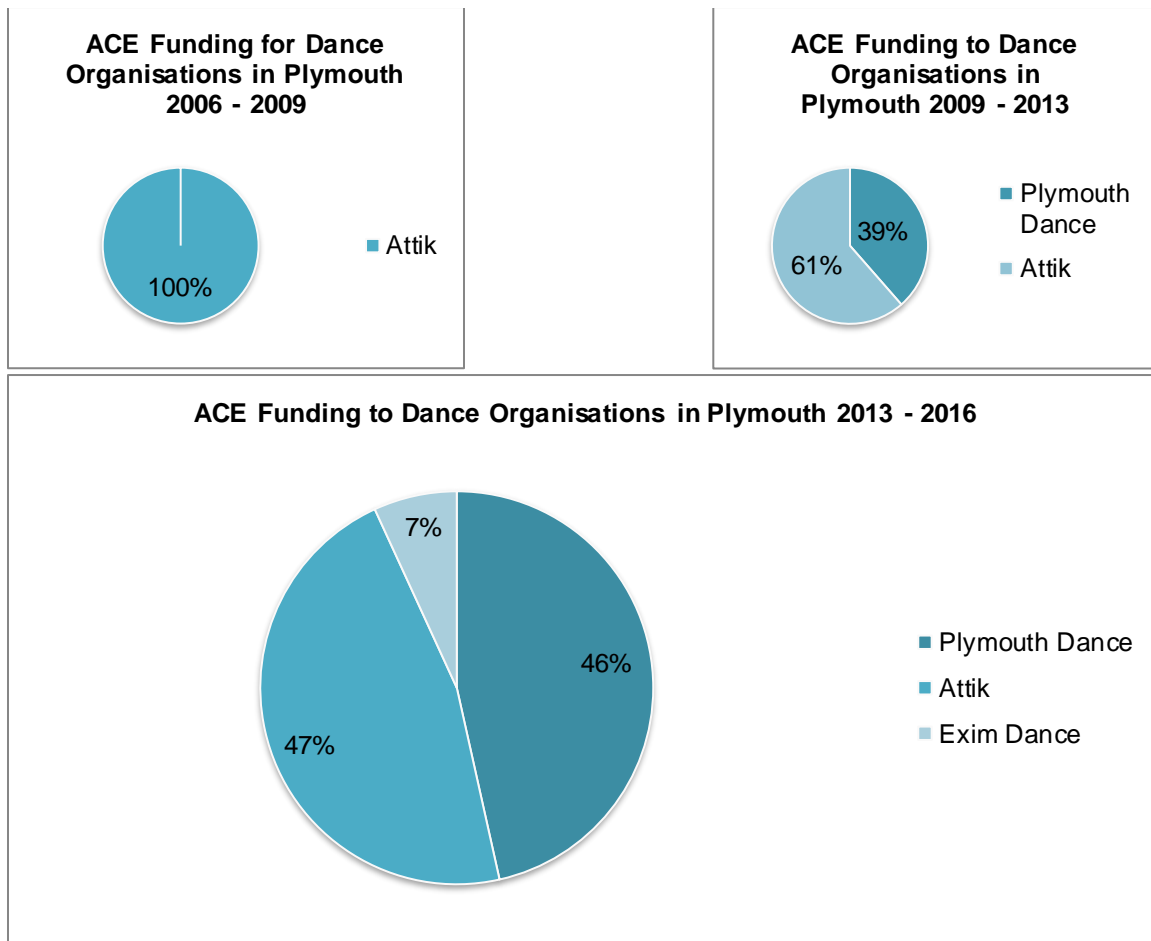
- 1) Dance organisations and individuals received a total of £1,000,000+, which was 77% of the funding awarded to Dance and Theatre organisations and individuals.
- 2) Theatre organisations and individuals received a total of £315,000+, which was 23% of the funding awarded to Dance and Theatre organisations and individuals.



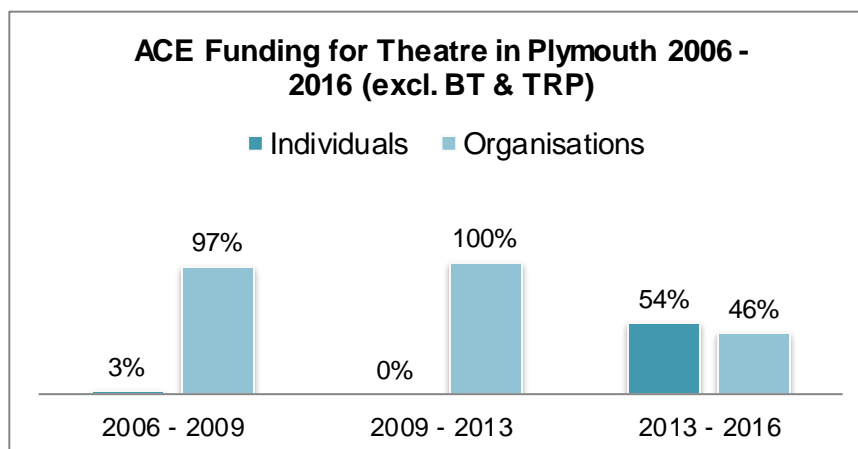
- 3) During the 10 years, there were 3 distinct periods of funding:
  - a) 2006 – 2009 (3 years)
  - b) 2009 – 2013 (4 years)
  - c) 2013 – 2016 (3 years)
- 4) The funding of Dance in 2006 – 2009 (£191,184) increased dramatically in 2009 – 2013 (£414,909 - 50% increase due to the funding of Plymouth Dance), with a slight increase in 2013 – 2016 (£445,609).
- 5) 2009 – 2013 saw a dramatic drop in the funding of Theatre (£9,948), which then increased in 2013 – 2016 (£122,168), although, it has not yet met or exceeded the funding of Theatre in 2006 – 2009 (£184,938).



6) The most obvious shift in the funding of Dance across the 3 distinct periods, has been the divide between the funding of organisations from one company (Attik – 100%) to two companies (Attik – 61% and Plymouth Dance – 39%) to three companies (Attik – 47%, Plymouth Dance – 46% and Exim – 7%).

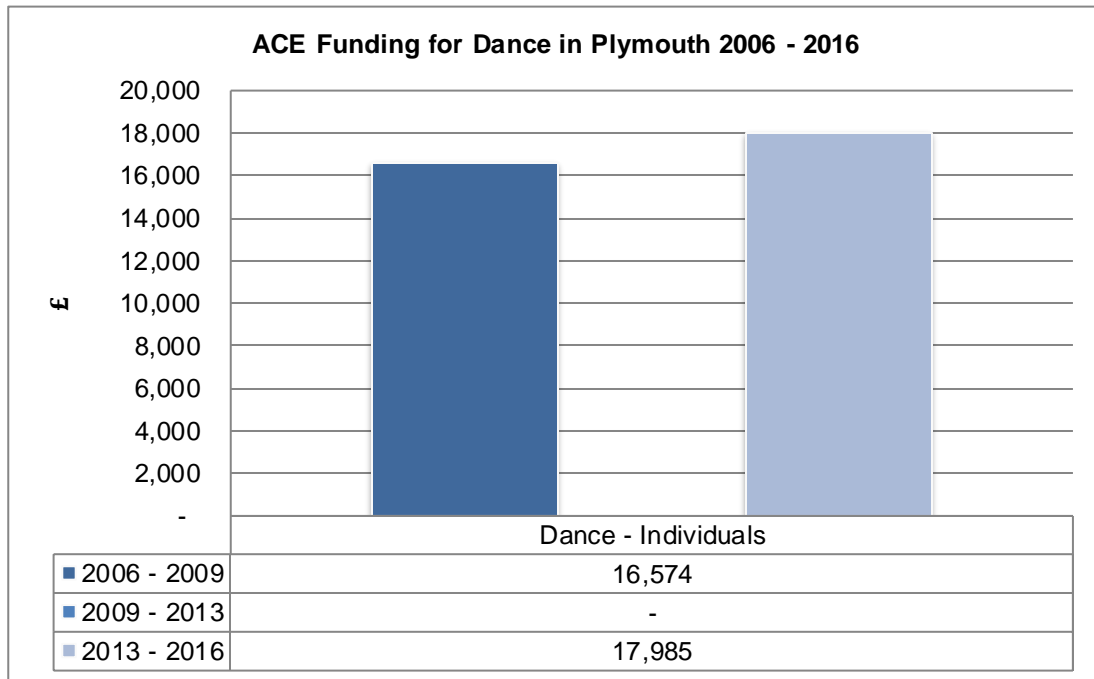


7) The funding of Theatre in 2013 – 2016 saw a notable divide of 54%/46% between individuals and organisations respectively.

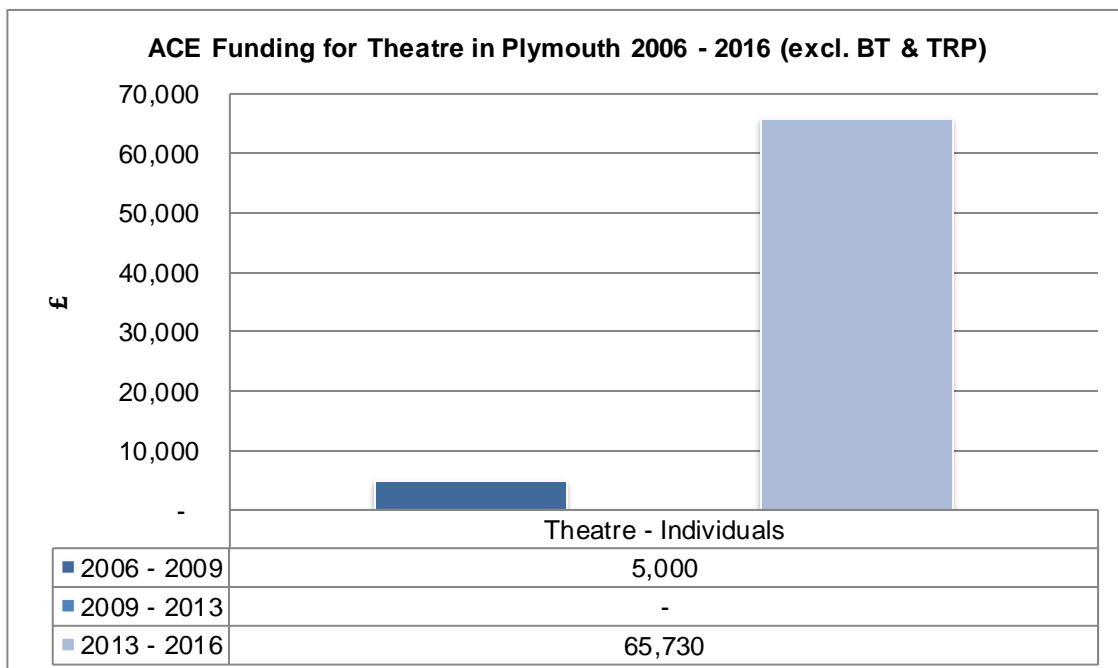


8) In 2009 – 2013, no individuals received funding for Dance or Theatre.

- 9) Funding of individuals in Dance in 2013 – 2016 (£17,985) has increased slightly since 2006 – 2009 (£16,574), with Jane Castree receiving £10,000 in 2013/2014 and Sophie Colthurst receiving £7,985 in 2015/2016.

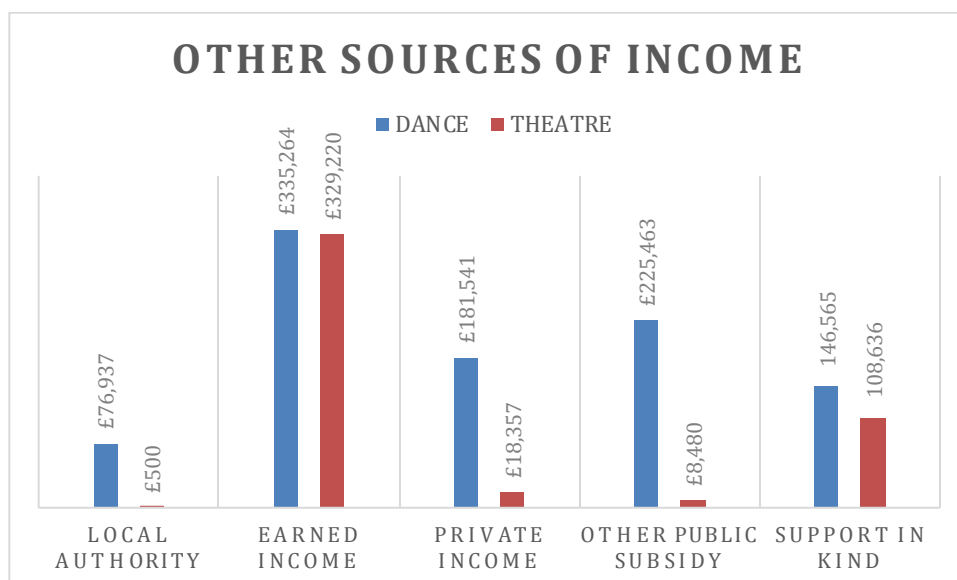


- 10) Funding of individuals in Theatre in 2013 – 2016 (£65,730) has increased dramatically since 2006 – 2009 (£5,000).



11) Between 2006 and 2016, information provided in Final Income and Expenditure Reports and Annual submissions by Attik Dance as an RFO/NPO and Dance and Theatre Individuals and Organisations awarded with Grants for the Arts, demonstrates that:

- a) Dance has been more successful than Theatre in attracting other sources of income.
- b) Both Dance and Theatre have produced Earned Income as their major source of other income.
- c) Support in Kind has been a major contribution to budgets and activities.



- Please note these figures do not include Barbican Theatre Plymouth or Theatre Royal Plymouth
- Private Income includes Sponsorship, Trusts and Charities, Private Donations and Contributions

To date, in 2016/2017, Exim Dance has received £41,900.

To date, in 2016/2017, an individual grant for Theatre has been awarded to Tom Nicholls for £16,972.

Plymouth businesses also benefit financially indirectly from ACE funding to non-Plymouth based companies who choose to make and preview/premier their work in city. This includes Heather Walrond, Richard Chappell, James Wilton, Hofesh Shechter Company and New Adventures (Matthew Bourne). All of these companies spend money on accommodation, food and travel for their company members whilst they are in the city.

Finally, please note that these figures only relate to individuals and organisations in direct receipt of Arts Council funding. There are other Dance and Theatre organisations who are not funded by ACE, however, they do apply for and receive or attract income from a variety of other sources for their activities – for example, Wheelfever Projects and Street Factory Studios. Also, these figures do not include other projects undertaken by Plymouth Dance, Exim, Attik Dance, etc., that are in addition to Arts Council funded projects.

So, in summary, this report is an analysis of income from ACE and other sources as a result of successful funding applications to ACE. It is not a true and accurate analysis of all sources of income or the total monies invested in Dance and Theatre in the city. Nevertheless, it does begin to demonstrate the increasing value that Dance and Theatre contribute to the city of Plymouth in relation to income generation, employment, spend and economic growth.